



**CIVIL ENGINEERING  
QUESTIONS PRACTICE**

**RAJASTHAN JE**

**2000** Question Practice

FEE RS. 299/-

**SSC JE PRE 2019**

**3000** Question Practice

FEE RS. 399/-



**EVEREXAM TECH**

DOWNLOAD  
EVEREXAM APP



GET IT ON  
Google Play

**[www.everexam.org](http://www.everexam.org) | 8595517959**

Everexam Tech - pdf

5-10m  
11

Q : 1) In theodolite work, error in manipulation comes under \_\_\_\_\_

[ Punjab JE pspcl ]

A : Both natural and personal error

B : Instrumental error

C : Natural error

~~D : Personal error~~

wind temp

2019 Dec

writing

beliefs, plans, actions

work

manipulate

Mistake  
R.L = 100  
L 105

Actual Value - Value indicated

~~b~~

b

~~b~~

Learn More, Earn More

Youtube CHANNEL

EVEREXAM

Q : 2) The method of interpolation of contour which is extremely rough and is used for small [ Punjab JE pspcl ] Scale

A : Direct method

B : Arithmetic calculations

C : Graphical method

D : Estimation

D

const our position

Arithmetic method

t tedious,

time consuming

rough

(uniformity)

Accuracy

Small scale



- D : Pure  $C_2S$ (Dicalcium silicate)

~~B'~~

Impure forms  
impurities

Elite

Belit

Celite

Editor,

62

C25

Bongzi

43A

LyAF

## Hardening

Compound.

- affects:

Q : 4) The two most important operations to ensure the requirements of strength, impermeability and durability of hardened concrete in the actual structure are: [ Punjab JE pspcl ]

A : Finishing and curing

B : Mixing and batching

C : Placing and compacting

D : Mixing and placing

Concrete preparation

voids

Compaction

permeability

placing (impermeable)

(st)

(voids)

5% std

Learn More, Earn More

Youtube CHANNEL

EVEREXAM



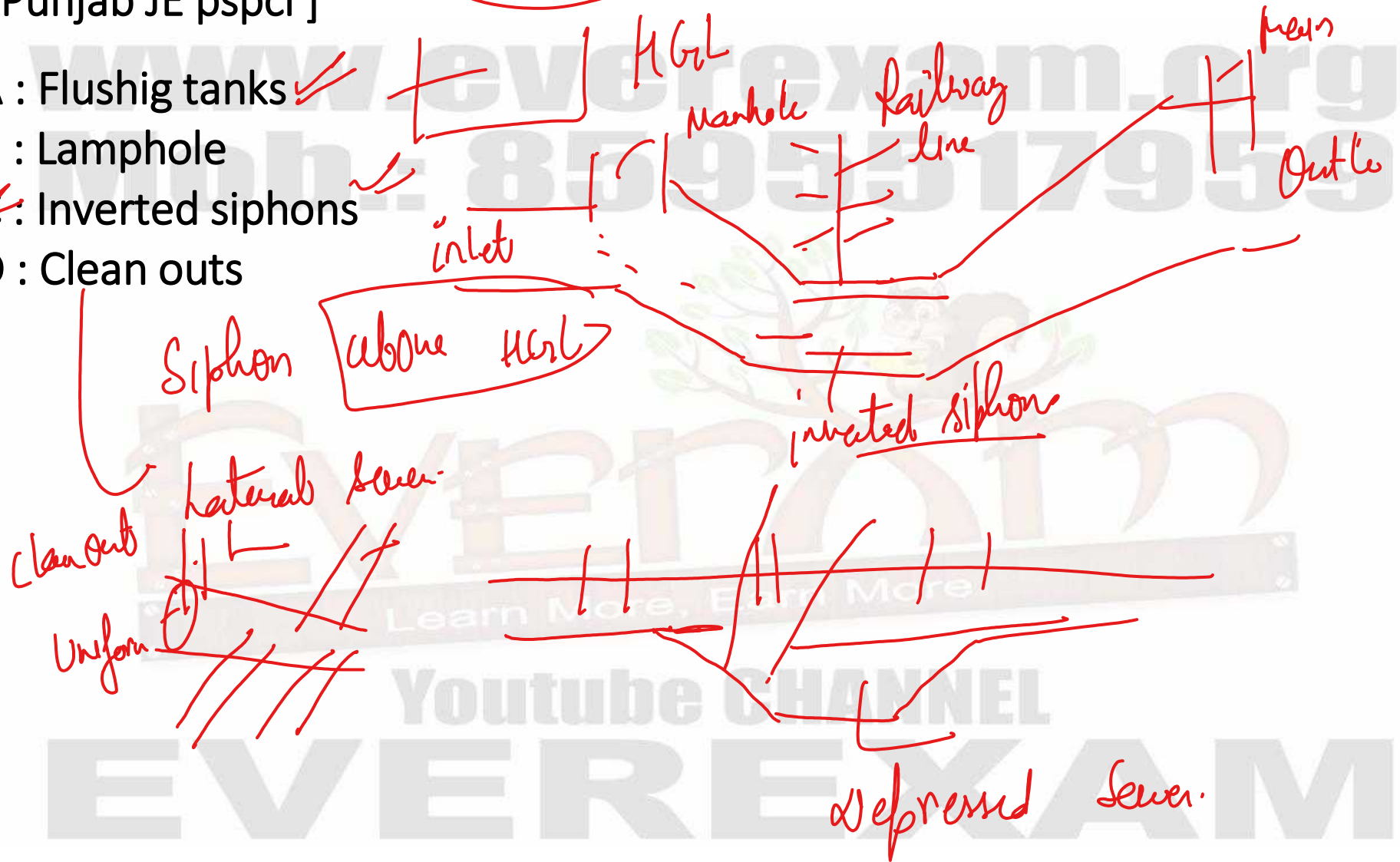
Q : 5) When a sewer line dips below the hydraulic grade line, it is called:  
[ Punjab JE pspcl ]

A : Flushig tanks ✓

B : Lamphole

✓ C : Inverted siphons

D : Clean outs



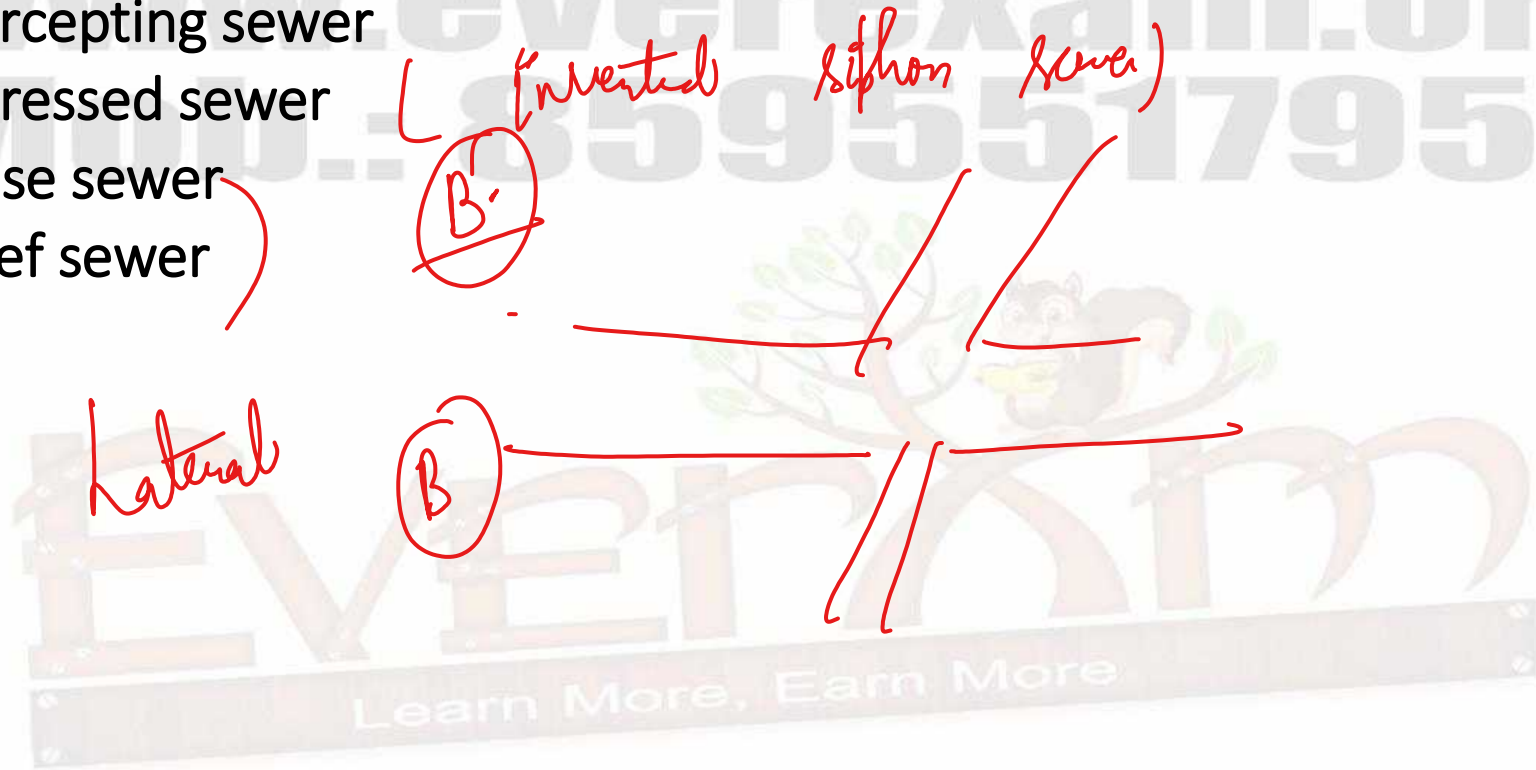
Q : 6) A section of sewer constructed lower than adjacent sections, to pass beneath and obstacle or obstructions is called as \_\_\_\_\_ [ Punjab JE pspcl ]

A : Intercepting sewer

☒ B : Depressed sewer

C : House sewer

D : Relief sewer



Youtube CHANNEL

EVEREXAM

Q : 7) Paints which are highly reflecting and applied over radiator are:

[ Punjab JE pspcl ]

A : Asbestos paints

~~B : Bronze paints~~

C : Aluminium paints

D : Cellulose paints

Fire proofing

B

B

Quick drying

different

Veener

Ceramic, wood, metal

Car panel window frame

Silver shining

(wooden work

metal work

Painting

Learn More, Earn More

Youtube CHANNEL

EVEREXAM



Q : 8) Which type of notch is suitable for measuring low discharge and gives more accurate results ? [ Punjab JE pspcl ]

A : Trapezoidal notch ✓

B : Rectangular notch ✓

C : Steeped notch ✓

~~D : Triangular notch~~

(D)

(B)

(↓ perimeter)

low discharge

longer

Learn More, Earn More

Youtube CHANNEL

EVEREXAM

Q : 9) The permanent adjustment of both prismatic and surveyor's compass includes: [ Punjab JE pspcl ]


A : Focusing the prism

B : Levelling

C : Centring

~~D : Adjustment of levels~~

prismatic compass  
temporary adjustment  
Surveyor compass - sight



Youtube CHANNEL

EVEREXAM

Q : 10) Portland cement having less  $C_3A$  (Tricalcium aluminate) will have:  
[ Punjab JE pspcl ]

- A : Lesser ultimate strength, less generation of heat and less cracking
- B : Lesser ultimate strength less generation of heat and high cracking
- C : Higher ultimate strength, high generation of heat and less cracking
- ~~D~~ : Higher ultimate strength, less generation of heat and less cracking

(D)

(125)

tricalcium Aluminate

↓  
flash set

Learn More, Earn More

Youtube CHANNEL

EVEREXAM

Q : 11) The ability of water saturated material to endure repeated freezing and thawing with considerable decrease of mechanical strength is known as: [ Punjab JE pspcl ]


liquid → freeze → expand → crack.

A : Water permeability

B : Hygroscopicity

☒ C : Frost resistance

D : Weathering resistance



durability wear and tear

Learn More, Earn More

Youtube CHANNEL

EVEREXAM

Q : 12) The pipes which are manufactured from clays and shales of special quality and grades, using hot process, are known as [ Punjab JE pspcl ]

A : Asbestos cement sewers ( Chemical Res )

B : Plastic sewers

C : Brick sewer

D : Stoneware sewer

Stoneware sewer — Clays & shale  
↳ Temperature (1200°C)  
↳ Uses! → Carrying discharge (sewage)  
↳ drainage from sewer.

(p. 10)

Learn More, Earn More

Youtube CHANNEL

EVEREXAM



Q : 13) For a constant water/cement ratio, as the aggregate/cement ratio is reduced, the workability will: [ Punjab JE pspcl ]

- ~~A~~ : Increase
- B : Increase or decrease
- C : Not change
- D : Decrease

$\left( \frac{\text{Cement}}{\text{aggregate}} \right) \uparrow \quad \text{st} \uparrow$

Aggregate

$\frac{\text{Water}}{\text{Cement}}$

Cement — workability

$\frac{\text{Aggregate}}{\text{Cement}} \downarrow$   
workability

body:


~~Strength~~ ↓

workability  
type of aggregate — rounded aggregate  
size of aggregate

workability  
↑

SSA ↓

lubrication



Coarse aggregate workability ↑  
workability

Q : 14) When plies are bonded together with water soluble glues such as casein glue, \_\_\_\_\_ is [ Punjab JE pspcl ]

A : Star plywood ✓

B : interior grade plywood ✓

C : Diagonal plywood

D : Exterior grade plywood

Special (B)

Veener charate stics

plies. veneer

interior

interior wood  
strong  
temp  
effector  
temp eff

Learn More, Earn More

Youtube CHANNEL

EVEREXAM

Q : 15) The formula for pigment volume concentration (PVC) is:

[ Punjab JE pspcl ]

A :  $PVC = \frac{\text{volume of pigment \& paint}}{\text{Total volume of non-volatile vehicle constituents of the paint}}$

~~B :  $PVC = \frac{\text{Volume of pigment \& paint}}{\text{Total volume of non-volatile constituents of the paint}}$~~

C :  $PVC = \frac{\text{Total volume of non-volatile vehicle constituents of the paint}}{\text{volume of pigment \& paint}}$

D :  $PVC = \frac{\text{Total volume of non-volatile constituents of the paint}}{\text{Volume of pigment \& paint}}$

liquor

pigment vol. Concentration =  
[ pigment conc  
Binder conc ]

$\frac{\text{Vol. of pigment}}{\text{Vol of total nonvolatile material input}}$

Q : 16) The varnishes that are methylated spirit of wine as a solvent in which soft resins such as lac or shellac are dissolved is known as

[ Punjab JE pspcl ]

A : Spirit varnishes

B : Oil varnishes

C : Water varnishes

D : Turpentine varnishes

Handwritten notes in red ink:  
- "spirit of wine" written above option A.  
- "oil + spirit" written above option B.  
- "oil paint" written above option C.  
- "cement paint" written below option C.

Handwritten note in red ink:  
- "thinner" written below option D.

Handwritten answer in red ink:  
- The letter "A" is circled and underlined.

Q : 17) A batch mixer in which the axis of the mixer is always horizontal and discharge takes place by inserting a chute into the drum or by reversing the direction or rotation of the drum is known as:

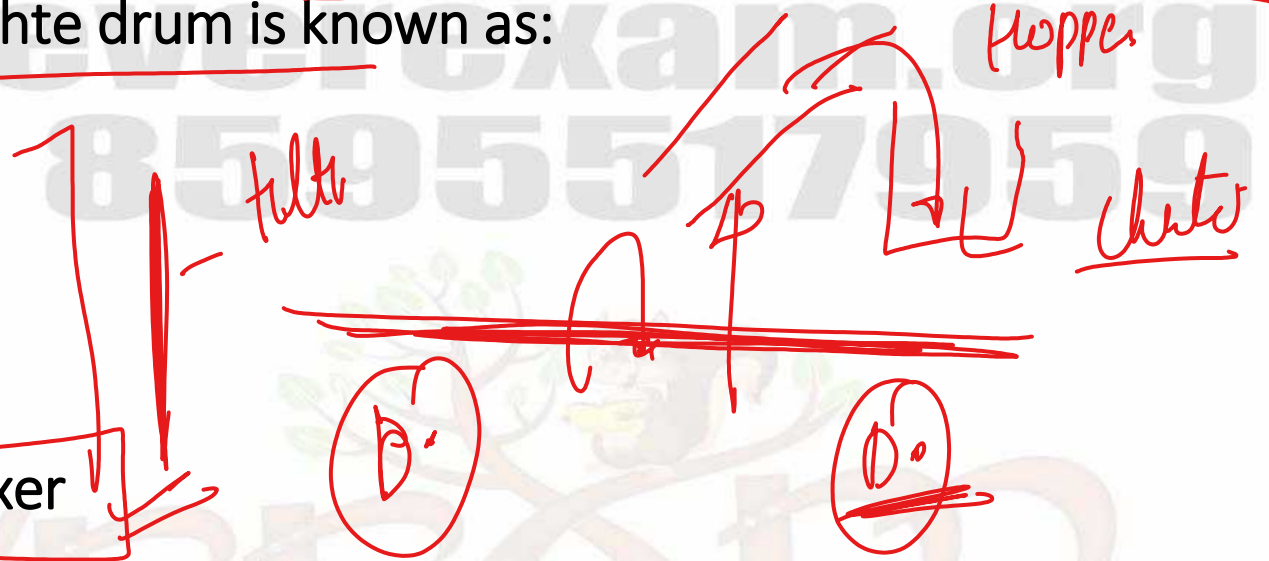
[ Punjab JE pspcl ]

A : Pan-type mixer

B : Tilting drum mixer

C : Dual drum mixer

D : Non-tilting drum mixer



Learn More, Earn More

Youtube CHANNEL

EVEREXAM



Q : 18) The systematic departure of the declination from mean value during a period of 24 hrs is known as \_\_\_\_\_ [ Punjab JE pspcl ]

~~A : Diurnal variation~~


B : Irregular variation

C : Annual variation

D : Secular variation

(D)

200 year



Annual variation

Car



Learn More, Earn More

Youtube CHANNEL

EVEREXAM

Q : 19) The protozoal disease in the following is: [ Punjab JE pspcl ]

A : Cholera

~~B : Amoebic dysentery~~

~~C : Paratyphoid fever~~

~~D : Bacillary dysentery~~

Amoebic L dysentery  
Issues

Bo

Bacillary



Youtube CHANNEL

EVEREXAM

[ Punjab JE pspcl ]

**B : Frog**

## C : Jambs

## ~~D~~ : Reveals

